

DLV7300-BME/BKE series ■ For Miniature Screws (1.0 - 3.5 mm)

Features

Workpiece-conscious electric screwdrivers

- Statistic electricity buildup is prevented to protect workpieces from electrostatic discharge
- Minimal impact in screw tightening protects workpieces from damaging and enables stable screw tightening
- ESD (electrostatic discharge) protection compliant with IEC61340-5-1
- Meet Class 5*1 or more Clean Room standards

*1: Based on Nitto's standard of measurement



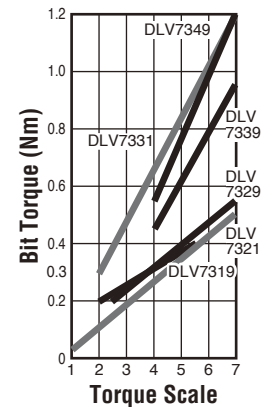
DLV73□9-BME

DLC1213A-□□B

Specifications

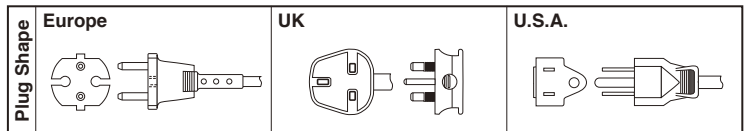
Model	Bit Shank:ø4 mm Bit Shank:Hex. 6.35 mm	ESD		ESD / Low Shock			
		DLV7321-BME*2	DLV7331-BME*2	DLV7319-BME*2	DLV7329-BME*2	DLV7339-BME	DLV7349-BME*2
Starting Method		Lever Start					
Input Voltage		36 V DC					
Torque Adjustment		Stepless					
Torque (Nm)		0.05 - 0.5	0.3 - 1.2	0.2 - 0.4	0.25 - 0.55	0.45 - 0.95	0.55 - 1.2
Free Speed (min ⁻¹)		700 - 1,000	500 - 700	700 - 1,000		500 - 700	
Power Consumption (W)		Approx. 35					
Screw Size (mm)	Machine Screw	1.0 - 3.0	2.0 - 3.5	2.0 - 3.0		3.0 - 3.5	
	Tapping Screw	1.2 - 2.6	2.0 - 3.0	2.0 - 2.6		2.6 - 3.0	
Bit Type (mm)	For BME						
	For BKE						
Mass (g)		350			400		

Torque Diagram (for reference)



*2: These models are made to order.

Controller	Model	Input Voltage	Plug Shape	Control	Mass(kg)
	DLC1213A-ENB	100 V AC, 50/60 Hz	USA	Grounding, Soft Start, Speed Control	2.3
	DLC1213A-FEB*3	115 V AC, 50/60 Hz	USA		
	DLC1213A-GGB	230 V AC, 50/60 Hz	Europe		
	DLC1213A-HEB	240 V AC, 50/60 Hz	UK		



*3: This model is made to order.

Measurement Point		Conventional Product	DLV7300-B□E
Handle	Static Electricity (V)	350	5
	Surface Resistance (Ω)	more than 10 ¹³	10 ⁴
Lever Switch	Static Electricity (V)	350	2
	Surface Resistance (Ω)	more than 10 ¹³	10 ⁴
Forward / Reverse Switch	Static Electricity (V)	25	2
	Surface Resistance (Ω)	more than 10 ¹³	10 ¹⁰

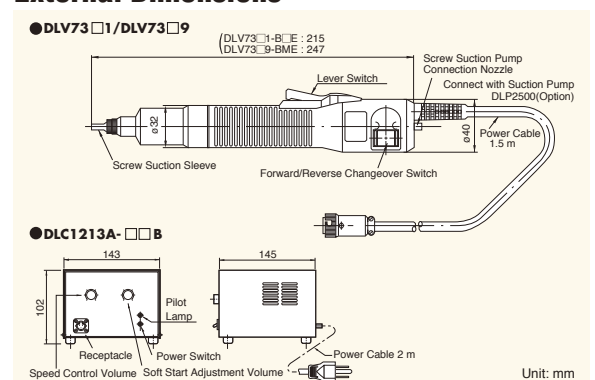
Part	Material
Handle Lever Switch	Synthetic resin with carbon fiber
Power Cable	Anti-static material

* Measurement conditions (Temperature:22 °C Humidity:66 %)
 (1) Static electricity ●Earth the measurement equipment and measuring person.
 ●Grip the screwdriver five times using Ansel Edmont electronic control glove.
 ●Turn on the switch of the screwdriver. ●Measure each part of the screwdriver using electronic measurement equipment manufactured by Shishido electrostatic Ltd.
 (2) Surface resistance ●Measure using Simco Japan surface resistivity measurement equipment.

Standard Accessories

No.	DLV7319/29-BME	DLV7339/49-BME	DLV7321-BME	DLV7331-BME	DLV7321/31-BKE
No.0 × 2.5 × 44	1	—	1	—	—
No.1 × 3 × 44	—	1	—	1	—
No.1 × 4 × 44	1	—	1	—	—
No.1 × 7 × 50	—	—	—	—	1
No.2 × 4 × 44	—	1	—	1	—
No.2 × 7 × 50	—	—	—	—	1
DLS2124	1	—	—	—	—
DLS2127	1	1	—	—	—
DLS2130	1	1	—	—	—
DLS2134	—	1	—	—	—
Suspension Bail	1				

External Dimensions



DLV7300-BME/BKE series