



FEATURES

- Converting a DC input into a standard process signal.
- Wide input and output range selection.
- Isolation: Input to output to power.
- DIN rail type.

ORDERING INFORMATION

MODEL: S4T-DT-

DC Input Range (Input Resistance)

- V1 : 0 ~ 50mV* ($\geq 200K\Omega$)
- V2 : 0 ~ 5V ($\geq 1M\Omega$)
- V3 : 1 ~ 5V ($\geq 1M\Omega$)
- V4 : 0 ~ 10V ($\geq 1M\Omega$)
- A1 : 0 ~ 1mA ($\leq 1K\Omega$)
- A3 : 0 ~ 20mA ($\leq 50\Omega$)
- A4 : 4 ~ 20mA ($\leq 50\Omega$)

00 : Option

*0 ~ 75mV is available

DC Output Range (Output Resistance)

- V2: 0 ~ 5V ($\geq 1K\Omega$)
- V3: 1 ~ 5V ($\geq 1K\Omega$)
- V4: 0 ~ 10V ($\geq 1K\Omega$)
- A1: 0 ~ 1mA (0 ~ 10K Ω)
- A2: 0 ~ 10mA (0 ~ 1.5K Ω)
- A3: 0 ~ 20mA (0 ~ 750 Ω)
- A4: 4 ~ 20mA (0 ~ 750 Ω)

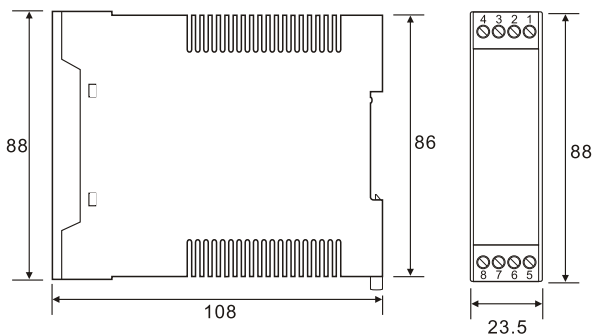
00: Option

Power Supply

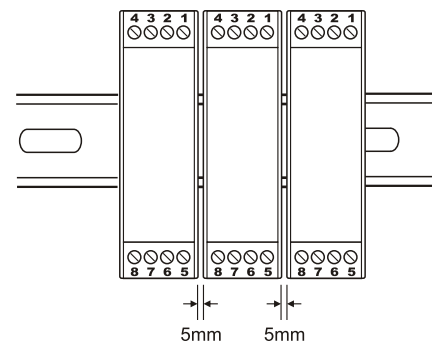
A: AC / DC 90~260V B: DC 20 ~ 60V

0: Option

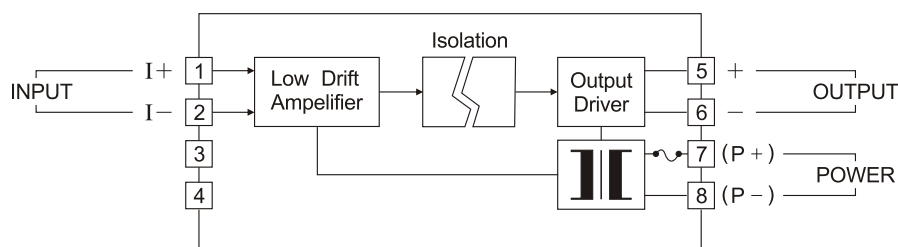
THE OUTSIDE DIMENSION (UNIT: mm)



DEMAND FOR MOUNTING (UNIT: mm)



SCHEMATIC CIRCUITRY & CONNECTION DIAGRAM



SPECIFICATION

Accuracy	$\pm 0.1\%RO$.
Response time	$\leq 400msec$. 0 ~ 99%
		(Option) $\leq 50 msec$. 0 ~ 99%*
Output ripple	$\leq 0.5\% RO$. (Peak)
Power supply	AC / DC 90 ~ 260V, 50/60Hz
		DC 20 ~ 60V
Power consumption	at 240V, $\leq AC 6VA$, $\leq DC 5W$
		110V, $\leq AC 4VA$, $\leq DC 3W$
Temperature coefficient	$\leq 0.015\%/^{\circ}C$
Operating temperature	-5 ~ 50 $^{\circ}C$
Storage temperature	-10 ~ 70 $^{\circ}C$
Max. Relative humidity	90%
Isolation	Input/Output/Power
Dielectric strength	AC 1.8KV/min.
Insulation resistance	$\geq 100M\Omega$, DC 500V
Electrostatic discharge	IEC 61000-4-2.
Electromagnetic fields immunity	IEC 61000-4-3.
Electrical transient in burst	IEC 61000-4-4.
Withstanding impulse voltage	IEC 61000-4-5.
Immunity to voltage dips	IEC 61000-4-11.
Weight	Abt. 120g

*High response time, output ripple be according to input ripple.